

# SECC ONLINE PLEDGING

Together We Care



[secctexas.org](http://secctexas.org)

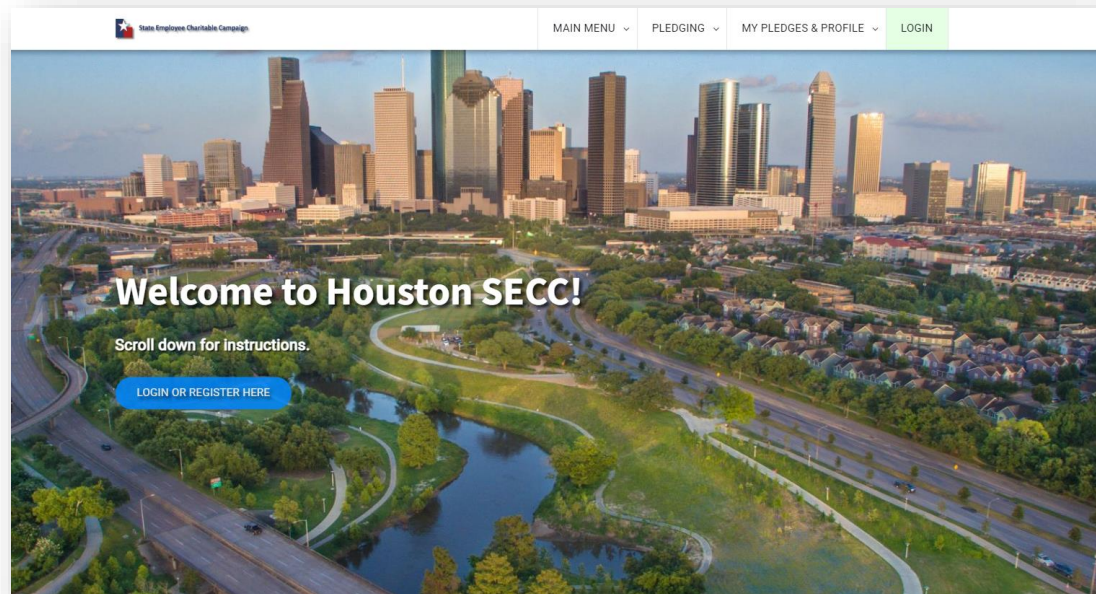


# HOW TO GET STARTED...

**Option 1:** Click your SECC Campaign area's online pledge link.

Ex: <https://www.sectexasgiving.org/v2/houston/content/main>

**Option 2:** If you don't know your SECC campaign area or don't have your area's online pledge link, go to [www.sectexasgiving.org](http://www.sectexasgiving.org) and select your SECC campaign area from the list.



CAMPAIGN AREA

CAMPAIGN AREA LIST ORDERED ALPHABETICALLY BY NAME  
(CLICK ON ANY ONE TO GO TO ITS PAGE)

CAMPAIGN AREA NAME	ADDRESS	CITY	STATE	ZIP
AMARILLO BECC	2201 Love Avenue	Amarillo	TX	79106
BRUNDO & VALLEY BECC	1716 Brunson Drive	College Station	TX	77902
CAPITAL AREA BECC	P.O. Box 144842	Austin	TX	78714
COASTAL BEND BECC	7100 Lakeway Landing Circle	Lakeway	CA	94938
OPIN METROPOLIS BECC	1100 Lakeway Landing Circle	Lakeway	CA	94938
EAST TEXAS BECC	1100 Lakeway Landing Circle	Lakeway	CA	94938
EL PASO BECC	100-N. Stanton	El Paso	TX	79901
GALVESTON BECC	2000 Market Street	Galveston	TX	77550
GREATER WEST TEXAS BECC	1910 East Martin Luther King Jr. Blvd.	Austin	TX	78702
HOUSTON BECC	1100 Lakeway Landing Circle	Lakeway	CA	94938
LAREDO BECC	P.O. Box 1711	Laredo	TX	78041
NORTH TEXAS BECC	1314 Sealey Lane	Denton	TX	76205
RIO GRANDE VALLEY BECC	113 W. Pecos Blvd.	Mulvan	TX	79021
SAN ANTONIO BECC	202 S. Nimitz	San Antonio	TX	78205
SOUTH PLAINS BECC	1605 Main Street	Lubbock	TX	79401
TEXAS PINE BELT BECC	1426 Sam Houston Ave.	Huntsville	TX	77340
WACO BECC	P.O. Box 144842	Austin	TX	78714

MAP OF SECC CAMPAIGN AREAS

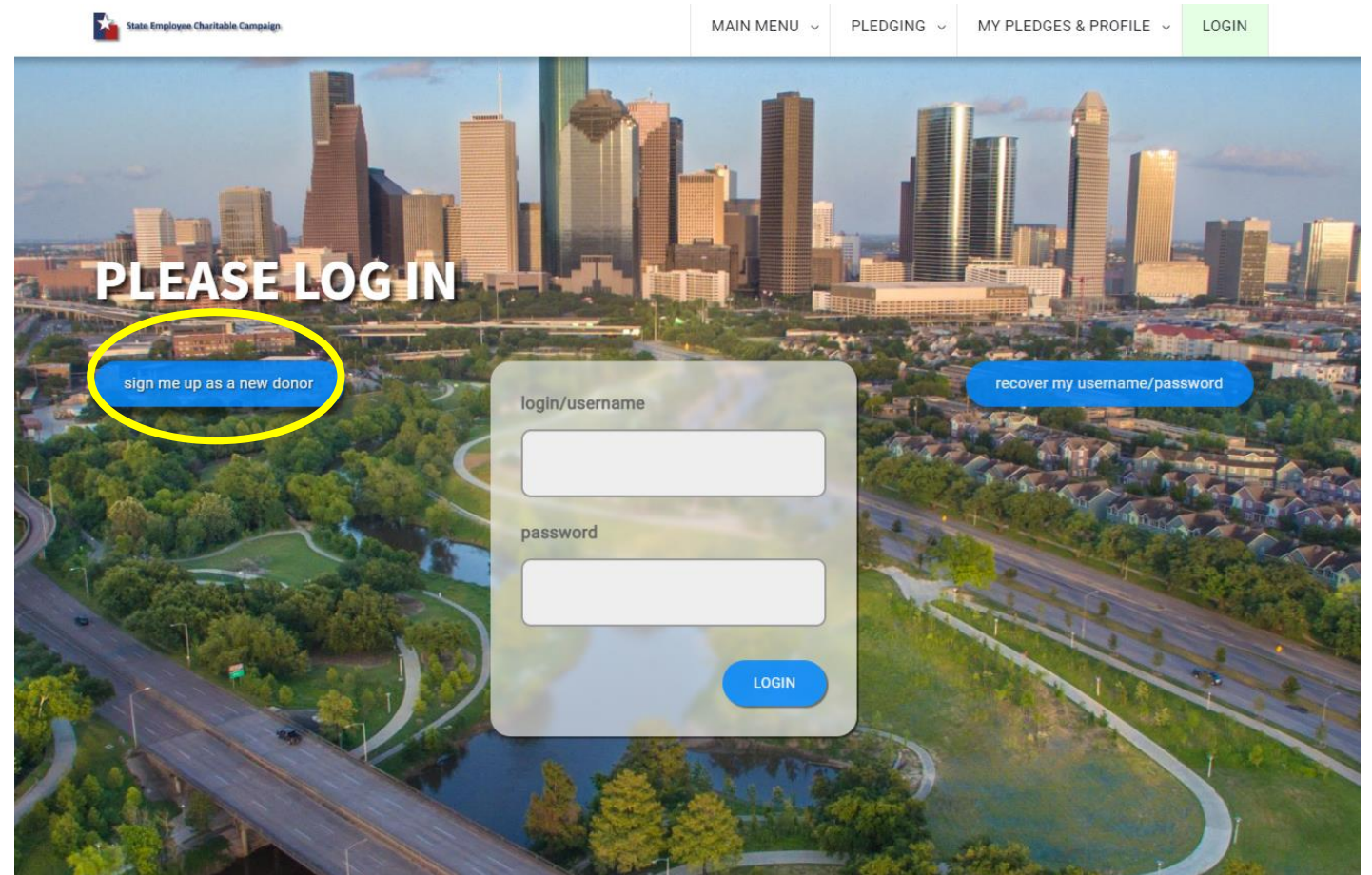
A map of Texas divided into 16 SECC campaign areas. The areas are labeled: AMARILLO, SOUTH PLAINS, NORTH TEXAS, DALLAS/DFW NORTH, EAST TEXAS, GREATER WEST TEXAS, WACO, TEXAS PINE BELT, EL PASO, SAN ANTONIO, HOUSTON, LAREDO, CAPITAL AREA, RIO GRANDE VALLEY, and GALVESTON.

**FAQ:** If you don't know which SECC campaign area you are located in, please refer to the map. Select the campaign area that your office is physically located in.

# CLICK TO REGISTER

Once you are ready, you will need to click on the **REGISTER** button.

**FAQ:** The pledge form cannot be partially saved. It must be filled out in one sitting. If you need to access the web site later in the campaign, click login and enter your username & password.



# SELECT YOUR EMPLOYER

Click on your employer and then select your work location.

**FAQ:** If your work location does not appear, contact your local campaign manager (*contact info at the top left of page*).

### REGISTER FOR AMARILLO SECC

#### SELECT YOUR EMPLOYER BELOW

SEARCH EMPLOYER BY KEYWORD, NAME, ADDRESS, ETC

 [reset](#)

227 - Seventh Court of Appeals	SHOW
304 - Comptroller of Public Accounts	HIDE
<input checked="" type="radio"/> Comptroller of Public Accounts 304 Amarillo Audit Office - ID:4515 7120 140 W, Bldg A, Ste 220, Amarillo TX 79106	
405 - Department of Public Safety	SHOW
529 - Health and Human Services Commission	SHOW
530 - Department Family & Protective Services	SHOW
537 - Texas Department of State Health Services	SHOW

current

**COMPLETE YOUR REGISTRATION** ALL FIELDS ARE REQUIRED

pending

[login with my username/password](#) [recover my username/password](#)

# COMPLETE YOUR REGISTRATION

**You must have a state-issued work email address to be able to register.**

(ex: [jane.doe@cpa.texas.gov](mailto:jane.doe@cpa.texas.gov))

Choose the ending of your email address

(ex: "...state.tx.us:" or "texas.gov" and then fill out the rest of your address.

Keep a record of your username & password.

**FAQ:** If there are errors in the email address you enter, you will not receive a confirmation email and will not be able to gain access to make your pledge. If you incorrectly entered your email address, contact your local campaign manager (*contact info at the top left of the page*).

REGISTER FOR CAPITAL AREA SECC

YOU SELECTED: 211 - COURT OF CRIMINAL APPEALS / COURT OF CRIMINAL APPEALS - ID:8342 [change](#)

completed

### COMPLETE YOUR REGISTRATION

ALL FIELDS ARE REQUIRED

**IMPORTANT:** State-issued work email addresses are used to confirm employees' identities for online pledges. If you do not have a state agency-issued email address, you will need to make your contribution by using a paper pledge form.

TITLE  
Ms.

FIRST NAME MIDDLE INITIAL LAST NAME  
Jane E Doe

YOUR EMAIL CAN END IN ANY OF THE FOLLOWING SUFFIXES  
[.edu](#), [.state.tx.us](#), [.texas.gov](#), [.gov](#), [.mil](#)  
- OR -  
YOUR EMAIL CAN BE AT ANY OF THE FOLLOWING DOMAINS  
[STARBASEAustin.org](#), [isisd.net](#), [ricecisd.org](#)

ENTER YOUR EMAIL ADDRESS  
jane.doe @ ccappeals .texas.gov

CONFIRM YOUR EMAIL ADDRESS  
jane.doe @ ccappeals .texas.gov

USERNAME/LOGIN case sensitive  
jdoe

PASSWORD case sensitive / min 6 characters  
\*\*\*\*\*

CONFIRM PASSWORD case sensitive / min 6 characters  
\*\*\*\*\*

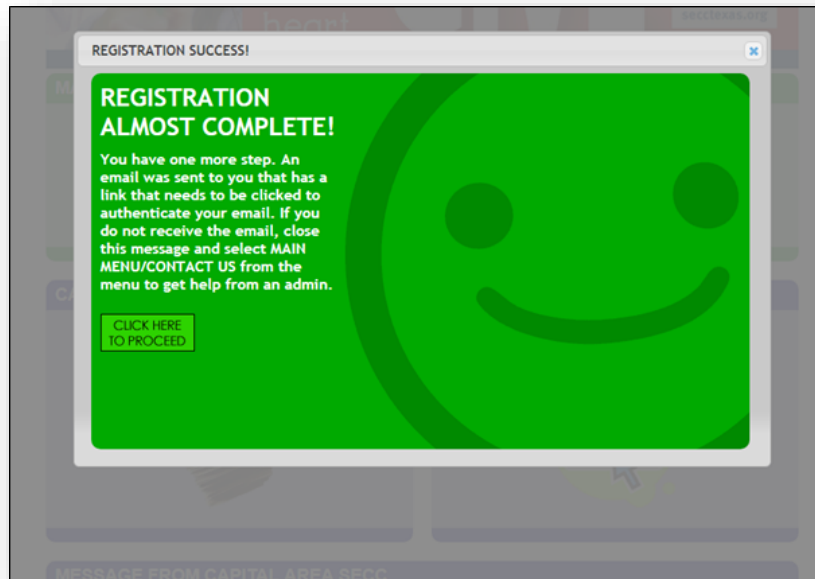
[click here to complete your registration](#)

current



# EMAIL CONFIRMATION

Once you have registered, you will receive a confirmation email.



**FAQ:** If you do not receive an email, contact your agency's SECC campaign coordinator. It could be that your agency's spam filter is not allowing the email through.

Click on the link provided to log-in with your username & password.



Jane, thank you for registering at the Capital Area SECC's SECC Texas Giving Pledging System!

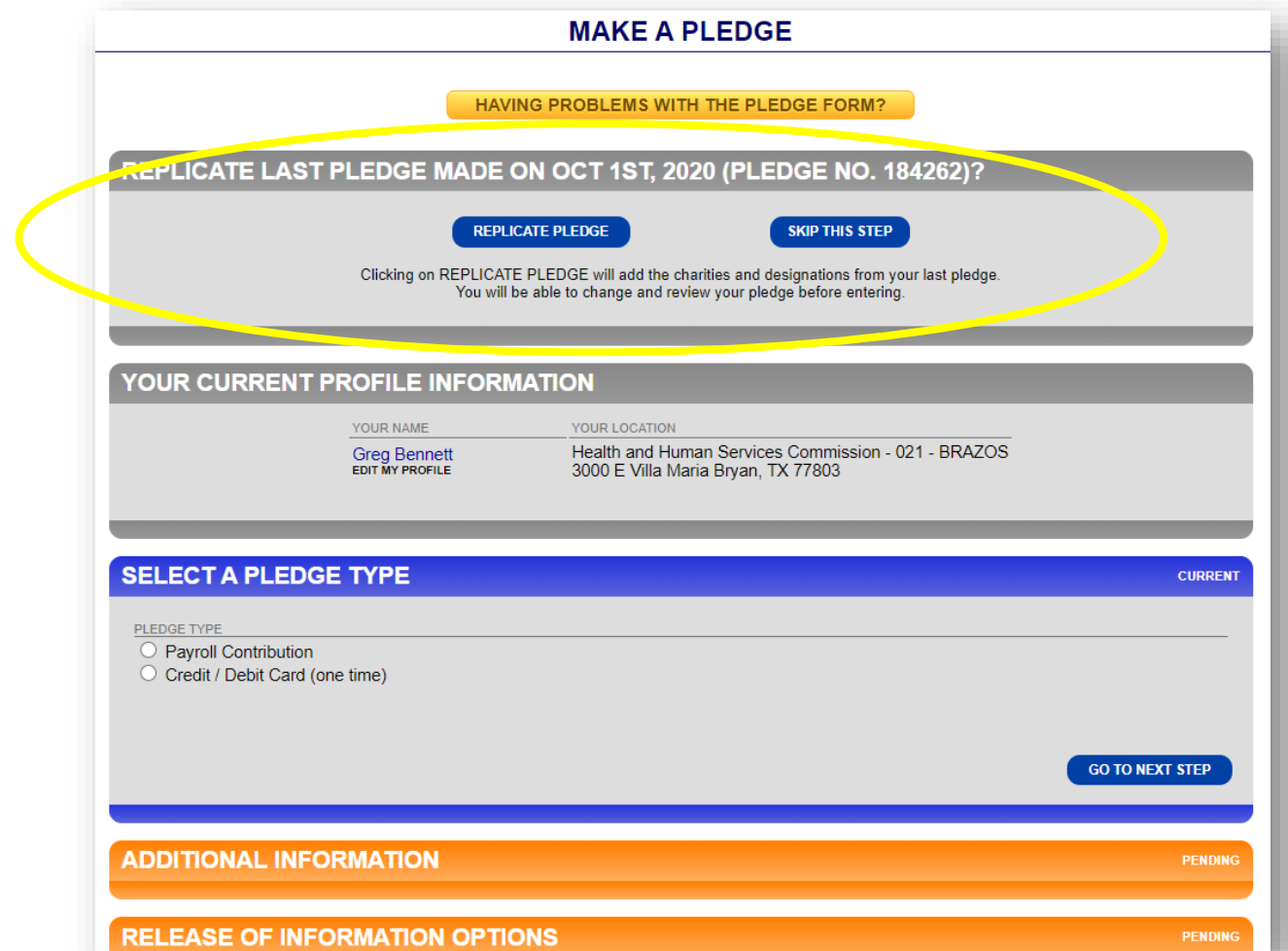
Your login is: **JDoe123**

[Please log into the site with your username and password by clicking here.](#)

# DUPLICATE LAST YEAR'S PLEDGE

Clicking on **REPLICATE PLEDGE** will add the charities and designations from your last pledge. You will be able to change and review your pledge before entering and you can still add charities and increase your pledge if you wish.

The pledge will not be submitted until you click the **ENTER PLEDGE** button at the bottom of the pledge form. (there may be other form fields requiring attention prior to completing your pledge)



**MAKE A PLEDGE**

HAVING PROBLEMS WITH THE PLEDGE FORM?

REPLICATE LAST PLEDGE MADE ON OCT 1ST, 2020 (PLEDGE NO. 184262)?

[REPLICATE PLEDGE](#) [SKIP THIS STEP](#)

Clicking on REPLICATE PLEDGE will add the charities and designations from your last pledge. You will be able to change and review your pledge before entering.

**YOUR CURRENT PROFILE INFORMATION**

YOUR NAME	YOUR LOCATION
Greg Bennett <a href="#">EDIT MY PROFILE</a>	Health and Human Services Commission - 021 - BRAZOS 3000 E Villa Maria Bryan, TX 77803

**SELECT A PLEDGE TYPE** CURRENT

PLEDGE TYPE

- Payroll Contribution
- Credit / Debit Card (one time)

[GO TO NEXT STEP](#)

**ADDITIONAL INFORMATION** PENDING

**RELEASE OF INFORMATION OPTIONS** PENDING

# SELECT PAYMENT TYPE AND AMOUNT

Click the **Payroll Contribution** option, the correct number of paychecks that you receive, and the amount that you want to give each pay period.

**Most state agencies have a monthly payroll.** Some Higher Ed employees have 9 payroll periods, while others have 12.

When you are done, click on **GO TO NEXT STEP**.

**FAQ:** To make a check or cash gift, please use a paper pledge form. Contact your agency's SECC Campaign Coordinator.

EDIT MY PROFILE 3000 E Villa Maria Bryan, TX 77803

## SELECT A PLEDGE TYPE CURRENT

PLEDGE TYPE

- Payroll Contribution
- Credit / Debit Card (one time)

PLEASE SELECT A PAYROLL PERIOD

- Some Higher Ed employees (x9 pay periods)
- (2x a month) State Schools & Hospitals (x24 pay periods)
- Most state & some Higher Ed employees (x12 pay periods)

AMOUNT PER PAY PERIOD

\$  .00 Whole numbers only, decimals are not allowed. Example: 9, 19, 29, 39, 99 etc.

TOTAL ANNUAL GIFT

\$0  
(amount equals the amount per pay period x pay period. In the next step this amount will be allocated among the charities you select.)  
The minimum total pledge amount is \$18.00

**GO TO NEXT STEP**

ADDITIONAL INFORMATION PENDING

RELEASE OF INFORMATION OPTIONS PENDING



# SELECT PAYMENT TYPE AND AMOUNT CONT.

Or...

To make a one-time credit/debit contribution, click on “Credit / Debit Card”, fill-out the information and select your pledge amount.

When you are done, click on GO TO NEXT STEP.

**FAQ:** To make a check or cash gift, please use a paper pledge form. Contact your agency’s SECC Campaign Coordinator.

The screenshot shows a web form titled "SELECT A PLEDGE TYPE" with a "CURRENT" status indicator. The form includes the following sections and highlighted elements:

- PLEDGE TYPE:** Radio buttons for "Payroll Contribution" and "Credit / Debit Card (one time)". The "Credit / Debit Card" option is selected and circled in yellow.
- CARD TYPE:** Radio buttons for "Mastercard", "VISA Visa", and "Discover Card". The "VISA Visa" option is selected and circled in yellow.
- EXPIRATION:** Fields for "MONTH" and "YEAR" with dropdown arrows, circled in yellow.
- CARD NUMBER:** A text input field circled in yellow, with a note: "(no spaces or dashes)".
- CREDIT CARD VERIFICATION (CVV):** A text input field circled in yellow.
- CARDHOLDER FIRST NAME:** A text input field circled in yellow, with a note: "(as appears on card)".
- CARDHOLDER LAST NAME:** A text input field circled in yellow, with a note: "(as appears on card)".
- CARDHOLDER ADDRESS I:** A text input field circled in yellow, with a note: "(street address only tied to card)".
- CARDHOLDER ADDRESS II:** A text input field circled in yellow, with a note: "(apt. or unit #, etc.)".
- CARDHOLDER CITY:** A text input field circled in yellow.
- CARDHOLDER STATE:** A dropdown menu with "-- Select a State --" circled in yellow.
- CARDHOLDER ZIP:** A text input field circled in yellow.
- TOTAL PLEDGE AMOUNT:** A field showing "\$ 18.00" circled in yellow. Below it, a note states: "The minimum total pledge amount is \$18.00".
- GO TO NEXT STEP:** A blue button circled in yellow at the bottom right of the form.

At the bottom of the page, there is an orange bar with the text "ADDITIONAL INFORMATION" on the left and "PENDING" on the right.

# MISTAKES TO AVOID

\*If you need an alternative to collecting cash or checks during SECC, use this website for one-time credit debit gifts.

**Avoid using other apps that link to personal accounts such as Venmo, Cash App, etc.**

For in-person gift collection, you can also use SECC-approved square credit card readers that link directly to the SECC bank account.

**Contact your Local Campaign Manager for details!**

The screenshot shows a web form titled "SELECT A PLEDGE TYPE" with a "CURRENT" status indicator. The form includes several sections: "PLEDGE TYPE" with radio buttons for "Payroll Contribution", "Credit / Debit Card (one time)", "Mastercard", "VISA", and "Discover Card"; "CARD TYPE" with icons for Mastercard and VISA; "EXPIRATION" with dropdown menus for "MONTH" and "YEAR"; "CARDHOLDER FIRST NAME" and "CARDHOLDER LAST NAME" (both with "(as appears on card)" subtext); "CARDHOLDER ADDRESS I" (street address) and "CARDHOLDER ADDRESS II" (apt. or unit #, etc.); "CARDHOLDER CITY", "CARDHOLDER STATE" (dropdown menu), and "CARDHOLDER PHONE NUMBER" (with a note "format (xxx-xxx-xxxx) USE HYPHENS"); and "TOTAL PLEDGE AMOUNT" with a field showing "\$ 18.00". A note below the amount field states "Whole numbers only, decimal points are not allowed. The minimum total pledge amount is \$18.00". A "GO TO NEXT STEP" button is located at the bottom right. The form is set against a background showing the user's profile information: "EDIT MY PROFILE" and "3000 E. Villa Maria Bryan, TX 77803". The bottom of the page has an orange bar with "ADDITIONAL INFORMATION" and "PENDING".

# RELEASE OF INFORMATION OPTIONS

If you want to be acknowledged for your contribution, click **YES** and fill in one or more of the following options:

- A physical address
- An email address
- Opt to release your pledge amount to the charity(ies) that you select

Or...click **NO** if you prefer not to be acknowledged for your contribution.

When you are ready, click on **GO TO NEXT STEP**.

The screenshot shows a web form with a green header 'ADDITIONAL INFORMATION' and a blue header 'RELEASE OF INFORMATION OPTIONS'. The form contains the following sections:

- RELEASE OF INFORMATION TO CHARITIES:** Radio buttons for 'YES - release information I provide to charities.' and 'NO - do not want to release any information to charities.' The 'YES' option is selected and circled in yellow.
- Address Fields:** 'ADDRESS I' (123 Main St.), 'ADDRESS II', 'CITY' (Austin), 'STATE' (TX (Texas)), and 'ZIP' (78701). A yellow circle highlights the 'ADDRESS I' field.
- EMAIL:** 'janedoe123@gmail.com'. A yellow circle highlights the email field.
- RELEASE PLEDGE AMOUNT:** A checked radio button for 'Release pledge amount' is circled in yellow.
- TRIBUTE OPTION:** Radio buttons for 'I do not want to make a tribute pledge.', 'In Honor Of', and 'In Memory Of'.
- Navigation:** 'GO TO PREV STEP' and 'GO TO NEXT STEP' buttons. The 'GO TO NEXT STEP' button is circled in yellow.

At the bottom, there is an orange header 'CHARITY SELECTION AND ALLOCATION'.

# SELECTING YOUR CHARITY(IES)

When selecting the charity(ies) that you would like for your pledge to benefit, remember, you have several options for looking up your charity.

**Click on SEARCH MODE to search among all SECC charities by:**

- Keywords in the charity's name or description
- Area of Texas that the charity serves
- Charity name
- Charity code number
- Any federations that the charity may be part of

\*Search examples can be found on the following slides.

Searching by keyword(s)...

The screenshot shows a website navigation bar with 'MAIN MENU', 'PLEDGING', and 'MY PLEDGES & PROFILE'. A search bar is highlighted with a yellow oval, containing the text 'children' and a 'PERFORM SEARCH' button. Below the search bar are buttons for 'FEDERATION LIST', 'SEARCH MODE', and 'VIEW INFORMATION ON CHARITY DESIGNATIONS'. The search results section shows 'NO SEARCH FILTERS ALL RESULTS DISPLAYED' and a 'MORE SEARCH OPTIONS' button. The results list includes:

Charity Name	Count	Legal Name	Org Code
WORLD VISION	(1 of 307)	World Vision	040377
FAMILY PROMISE OF BRYAN COLLEGE STATION, INC.	(2 of 307)	Family Promise of Bryan College Station, Inc.	250017
LUBBOCK CHILDREN'S HEALTH CLINIC	(3 of 307)	Lubbock Children's Health Clinic	353012
CHILDREN'S MIRACLE NETWORK HOSPITALS	(4 of 307)	Children's Miracle Network Hospitals	430035
SALVATION ARMY, THE, AUSTIN AREA COMMAND	(5 of 307)	Salvation Army, The, Austin Area Command	228231
ALL BLIND CHILDREN OF TEXAS	(6 of 307)	All Blind Children of Texas	228159
100 CLUB OF SAN ANTONIO	(7 of 307)	100 Club of San Antonio	413181
CHILDREN'S GRIEF CENTER OF EL PASO	(8 of 307)	Children's Grief Center of El Paso	303026

# SELECTING YOUR CHARITY(IES) CONT.

As you select your charity(ies), they will disappear from the charity listing and appear on the bottom portion of this section.

**If you change your mind, you can remove the charity(ies) from your list.**

**FAQ:** The same rules for paper forms apply online—employees can select a maximum of three charity federations and up to nine charities within each federation (\*unless you work for an institution of higher education that has different allowances.)

**CHARITY SELECTION AND ALLOCATION** CURRENT

YOU HAVE 3 CHARITIES ADDED TO YOUR PLEDGE FORM BELOW.  
CLICK HERE TO SCROLL DOWN TO YOUR ADDED CHARITIES

Charity Name	Org Code	Action
CASA OF THE COASTAL BEND (28 of 125) LEGAL NAME: CASA of the Coastal Bend	474105	ADD TO PLEDGE
TEXAS COUNCIL ON FAMILY VIOLENCE, INC. (29 of 125) LEGAL NAME: Texas Council on Family Violence, Inc.	470017	ADD TO PLEDGE
CHILD ADVOCATES, INC. (30 of 125) LEGAL NAME: Child Advocates, Inc.	473040	ADD TO PLEDGE
ALZHEIMER'S ASSOCIATION, WEST TEXAS CHAPTER (31 of 125) LEGAL NAME: Alzheimer's Association, West Texas Chapter	052120	ADD TO PLEDGE
ROX35 MEDIA, INC. (32 of 125) LEGAL NAME: ROX35 Media, Inc.	085476	ADD TO PLEDGE
BREAST CANCER RESOURCE CENTER (34 of 125) LEGAL NAME: Breast Cancer Resource Center	472000	ADD TO PLEDGE
AIDS SERVICES OF AUSTIN (35 of 125) LEGAL NAME: AIDS Services of Austin	471040	ADD TO PLEDGE
AMERICAN LUNG ASSOCIATION IN TEXAS (36 of 125) LEGAL NAME: American Lung Association in Texas	050233	ADD TO PLEDGE

**ALLOCATE FUNDS TO EACH OF YOUR SELECTED CHARITIES BELOW**

ALLOCATE \$240 TO THE 3 CHARITIES YOU HAVE ADDED  
EVERY CHARITY RECEIVES AN ANNUAL ALLOCATION AMOUNT.

Charity Name	Charity Code	Allocation Amount	Action
AMERICAN YOUTHWORKS	471026	\$ .00	REMOVE CHARITY
ST. JUDE'S RANCH FOR CHILDREN, TEXAS REGION	470024	\$ .00	REMOVE CHARITY
PEOPLE'S COMMUNITY CLINIC, INC.	471024	\$ .00	REMOVE CHARITY

SUM OF ALL ALLOCATIONS: \$0  
TOTAL PLEDGE AMOUNT: \$240  
REMAINING BALANCE: \$240

DISTRIBUTE ALLOCATION (EVENLY) CLEAR ALL ALLOCATIONS

GO TO PREV STEP GO TO NEXT STEP

QUESTIONNAIRE PENDING



# ALLOCATE YOUR CONTRIBUTION

There are **two ways to allocate your contribution** to the charity(ies) that you selected:

- 1) **Distribute your gift evenly** or
- 2) **Designate specific amounts** in each field.

**FAQ:** As you enter the amounts, there is a helpful **running total** at the bottom to show how much you have designated out of your total gift and how much remains.

The **system will not allow you to proceed** until the remaining balance is zero.

ALLOCATE FUNDS TO EACH OF YOUR SELECTED CHARITIES BELOW  
ALLOCATE \$240 TO THE 3 CHARITIES YOU HAVE ADDED  
EVERY CHARITY NEEDS AN ANNUAL ALLOCATION AMOUNT.

REMOVE CHARITY	AMERICAN YOUTHWORKS CHARITY CODE 471036	\$ <input type="text"/> .00
REMOVE CHARITY	ST. JUDE'S RANCH FOR CHILDREN, TEXAS REGION CHARITY CODE 470084	\$ <input type="text"/> .00
REMOVE CHARITY	PEOPLE'S COMMUNITY CLINIC, INC. CHARITY CODE 471024	\$ <input type="text"/> .00

DISTRIBUTE ALLOCATION REMAINDER EVENLY CLEAR ALL ALLOCATIONS

SUM OF ALL ALLOCATIONS: \$0  
TOTAL PLEDGE AMOUNT: \$240  
REMAINING BALANCE: \$240

GO TO PREV STEP GO TO NEXT STEP

QUESTIONNAIRE PENDING

ALLOCATE FUNDS TO EACH OF YOUR SELECTED CHARITIES BELOW  
ALLOCATE \$240 TO THE 3 CHARITIES YOU HAVE ADDED  
EVERY CHARITY NEEDS AN ANNUAL ALLOCATION AMOUNT.

REMOVE CHARITY	AMERICAN YOUTHWORKS CHARITY CODE 471036	\$ <input type="text"/> .00
REMOVE CHARITY	ST. JUDE'S RANCH FOR CHILDREN, TEXAS REGION CHARITY CODE 470084	\$ <input type="text"/> .00
REMOVE CHARITY	PEOPLE'S COMMUNITY CLINIC, INC. CHARITY CODE 471024	\$ <input type="text"/> .00

DISTRIBUTE ALLOCATION REMAINDER EVENLY CLEAR ALL ALLOCATIONS

SUM OF ALL ALLOCATIONS: \$0  
TOTAL PLEDGE AMOUNT: \$240  
REMAINING BALANCE: \$240

GO TO PREV STEP GO TO NEXT STEP

QUESTIONNAIRE PENDING

# DIGITAL SIGNATURE

Sign your digital signature, share your thoughts about anything SECC-related, and then click on COMPLETE THIS PLEDGE.

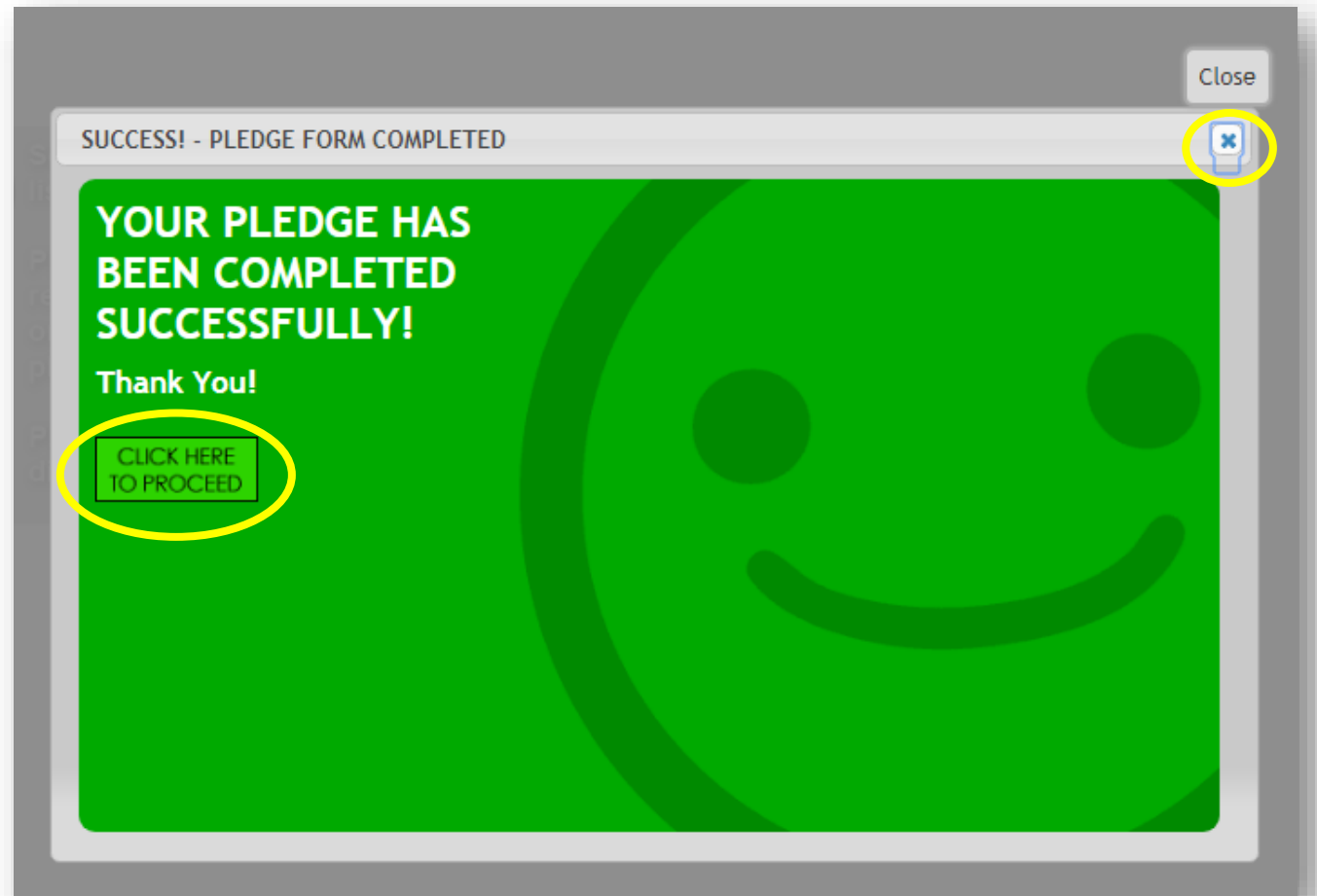
The screenshot shows a multi-step digital form. At the top, a green bar is labeled 'COMPLETE'. Below it, another green bar is labeled 'QUESTIONNAIRE' with a 'click to edit COMPLETE' link. The current step is 'DIGITAL SIGNATURE AND COMMENTS', highlighted in blue and labeled 'CURRENT'. The form contains the following elements:

- Instructions: 'CLICK AND HOLD THE MOUSE DOWN TO SIGN WITHIN THE GRAY BOX BELOW MAKE SURE TO RELEASE THE MOUSE BUTTON WHILE IN THE GRAY BOX' and 'SHOW ME HOW TO SIGN THIS PLEDGE USING MY MOUSE'.
- A 'CLEAR SIGNATURE' button.
- A gray signature box containing the handwritten text: 'Use your mouse or touch-screen Stylus or finger to sign this Pledge!' with a smiley face below it. This box is circled in yellow.
- A 'COMMENTS (OPTIONAL)' section with a light blue text box containing the text: 'Thank you for saving costs by reducing paper!'. This box is also circled in yellow.
- A 'DISCLOSURES' section with the text: 'No goods or services were provided in whole or partial consideration for any contributions made to the organizations via this pledge card.'
- Navigation buttons at the bottom: 'GO TO PREV STEP' and 'COMPLETE THIS PLEDGE'.

# COMPLETING YOUR PLEDGE FORM

When your pledge has been completed successfully, you will see a green smiley face window.

Click on the **X** to close the window, or click on **CLICK HERE TO PROCEED** for options on printing a copy of your pledge.



# PLEDGE HISTORY

The final page shows your pledge history.

## LAREDO SECC

P.O. Box 1711 • Laredo, TX 78041 • 956-723-9113 • [www.secc texas.org/laredo](http://www.secc texas.org/laredo)

[MAIN MENU](#) [PLEDGING](#) [MY PLEDGES & PROFILE](#)

### CONFIRM PLEDGE

[CLICK HERE TO SHARE YOUR LAST PLEDGE!  
ON FACEBOOK OR TWITTER](#)  
click to open a preview

To view your pledge, click on MY PLEDGES in the menu above or [click here](#).

**FAQ:** Clicking on one of your pledges will take you to a page where you can print out or email a pledge summary for your records.

**\*You can access your profile and pledge data year-round.**

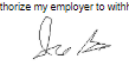
1 PLEDGE NO. 160538  
Tue Aug 27 2019  
AMOUNT: \$240.00  
PAYROLL CONTRIBUTION

EMAIL THIS PLEDGE TO MYSELF

PRINT THIS PLEDGE

PLEDGE NUMBER: 160538

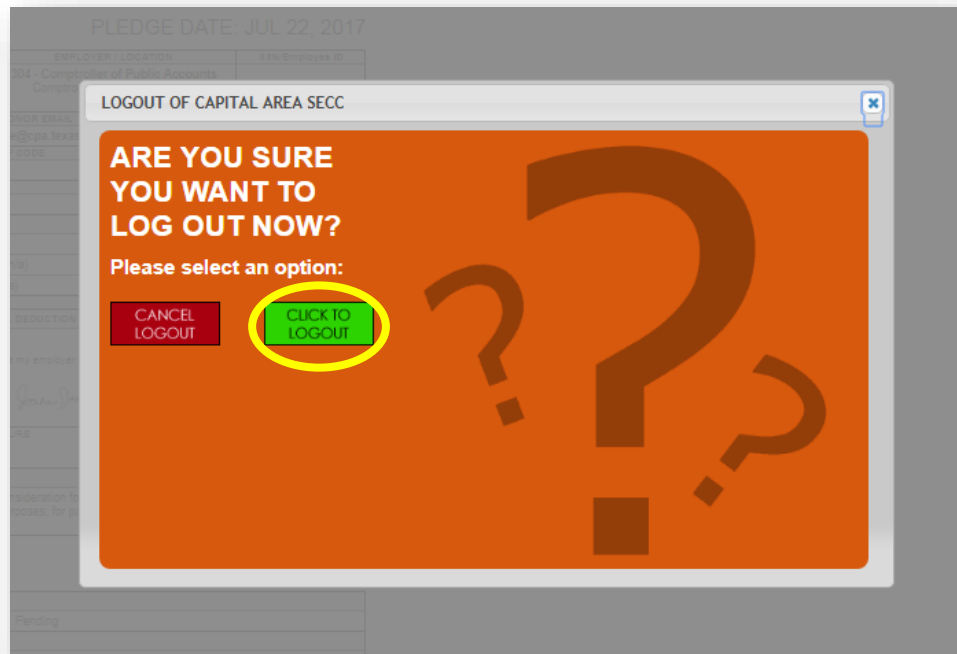
PLEDGE DATE: AUG 27, 2019

LAST NAME, FIRST NAME	EMPLOYER / LOCATION	SSN/Employee ID	
Doe, Jane	454 - Texas Department of Insurance Texas Department of Insurance (Laredo)	XXXXXXXXXX	
DONOR EMAIL			
jane.doe@doitexas.gov			
WORK ADDRESS & ZIP CODE		WORK PHONE NO.	
5420 Springfield Laredo 78041		123-456-7890	
ALLOTMENT SOURCE	AMOUNT	INTERVAL	TOTAL GIFT
Most state & some Higher Ed employees	\$20.00	x12 pay periods	\$240.00
ORGANIZATION ID			AMOUNT
(471056) STATEWIDE - American YouthWorks (EIN:n/a)			\$80.00
(470084) STATEWIDE - St. Jude's Ranch for Children, Texas Region (EIN:n/a)			\$80.00
(471024) LOCAL - CAPITAL AREA - People's Community Clinic, Inc. (EIN:n/a)			\$80.00
TOTAL PLEDGE:			\$240.00
TRIBUTE			
This pledge was made in honor of John Doe.			
Please send a tribute card to:			
123 Main St. Austin, TX 78701 johnd123@gmail.com			
Comments: Thank you!			
RELEASE OF INFORMATION	PAYROLL DEDUCTION AUTHORIZATION		
I would like to receive acknowledgement for my gift.  123 Main St. Austin TX 78701 janedoe123@gmail.com	I authorize my employer to withhold from my salary the amount as indicated.   AUG 27, 2019		
Release my donation amount to all the charities designated in my pledge.	SIGNATURE	DATE	
DISCLOSURES			
No goods or services were provided in whole or partial consideration for any contributions made to the organizations via this pledge card. Please retain a copy of this receipt for tax purposes; for payroll deduction, you may additionally need to supply a year - end pay statement.			

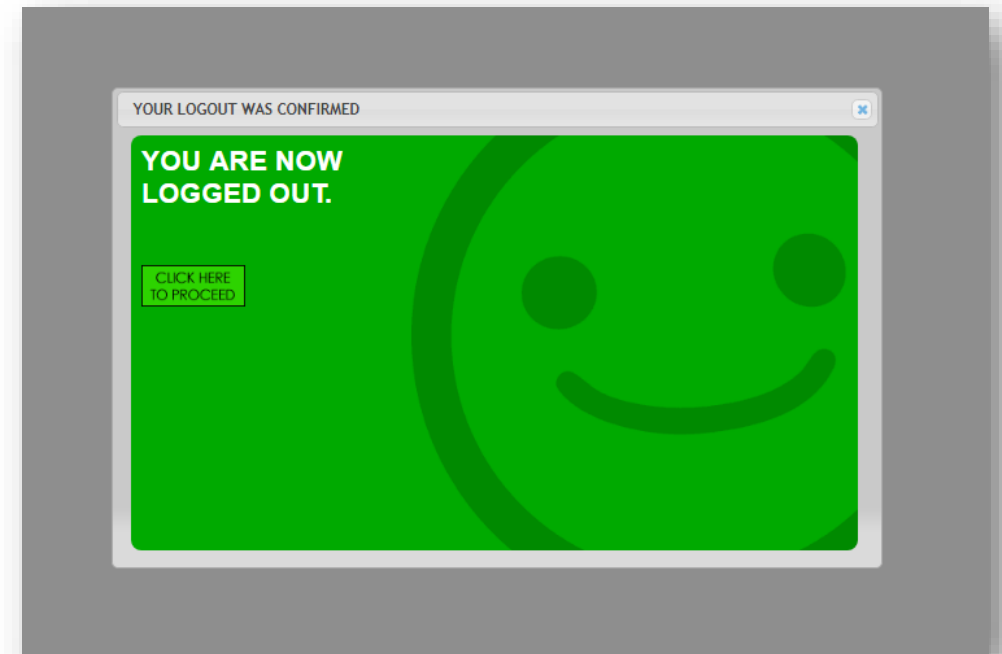
PAYROLL STATUS
Pending
PLEDGE STATUS DEFINITIONS
<b>Pending:</b> For Payroll/Cash/Check Pledges - Payroll Coordinator/Administrator has not seen this pledge. <b>Viewed:</b> For Payroll/Cash/Check Pledges - Payroll Coordinator/Administrator has viewed this pledge but thus far has not done anything with your pledge. <b>Processed:</b> For Payroll Pledges - Payroll Coordinator/Administrator has sent this pledge to HR for payroll deduction processing. This does not mean your pledge has been processed by payroll, only that the payroll coordinator has sent your pledge to HR to begin the payroll deduction process.  For Credit Cards and eChecks - This pledge has been electronically processed.  For Checks/Cash - This pledge has been received, please make sure the checks/cash have been turned in with your pledge.

# LOGGING OUT

The following confirmation screen will appear. **Log out by clicking on the **CLICK TO LOGOUT** button.**



You will then see a Logout Was Successfully Confirmed screen.





# EMAIL CONFIRMATIONS

You will receive a thank you message to the email address that you provided **thanking you for contributing, along with a summary of your gift.**



Greg, thank you for your generosity!

Your gift is an investment and will have a positive impact in our community and in our world. Best of all, it's for the causes that are important to you.

Thank you for showing that you care.

PLEDGE NUMBER: 142892

PLEDGE DATE: AUG 21, 2018

LAST NAME, FIRST NAME	EMPLOYER / LOCATION	SSN/Employee ID
Bennett, Greg	211 - Court of Criminal Appeals Court of Criminal Appeals (Austin)	██████████
DONOR EMAIL		

You will also receive an email that you can **forward to a co-worker, encouraging them to consider contributing.**



Donors like you change the world through generous contributions.

A few minutes of your time, can help to change the world.

[CLICK HERE TO GIVE](#)

Donations are tax-deductible.

Forward this email to others within Court of Criminal Appeals to help raise more money for charities. This email is automatically generated immediately after you made an online donation. Your privacy and time is important and this is the only such email you will receive.



THAT'S IT!  
YOU ARE DONE!



For 25 years,  
State of Texas employees  
have embraced fellow Texans  
through the SECC.

{ one GIFT at a time }

Thank  
you  
secctexas.org

None of us  
could do it  
alone.